

Announcement

I. CIB Bank Zrt. (1027 Budapest, Medve u. 4-14.; company reg. no.: 01-10-041004) (hereinafter: Bank) hereby informs its Clients that with effect from 20th March 2020, the Operating Manual of the CIB Business Online service shall be amended as follows.

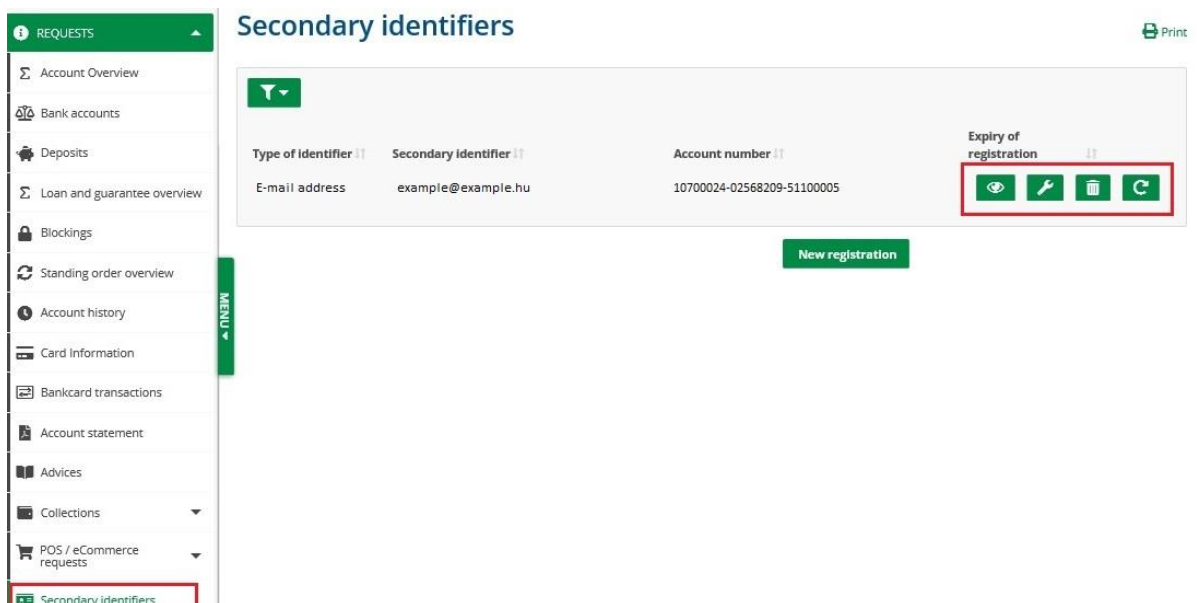
Chapter 4.3.15 “Secondary identifiers” is introduced in the Operating Manual as follows:

4.3.15 “Secondary identifiers”

„Secondary identifiers” function provides customers to View, Modify, Delete or Prolong the registration of secondary identifiers as well as to register new ones.

Viewing, modifying, deleting, prolonging the registration of „secondary identifiers”

„Secondary identifiers” menu displays the already registered identifiers in a table format. Each identifier can be Viewed, Modified, Deleted or Prolonged by selecting the respective option at the end of the line in the table.



The screenshot shows the CIB Bank online interface. On the left is a menu with various options, and 'Secondary identifiers' is highlighted at the bottom. The main content area is titled 'Secondary identifiers' and contains a table with the following data:

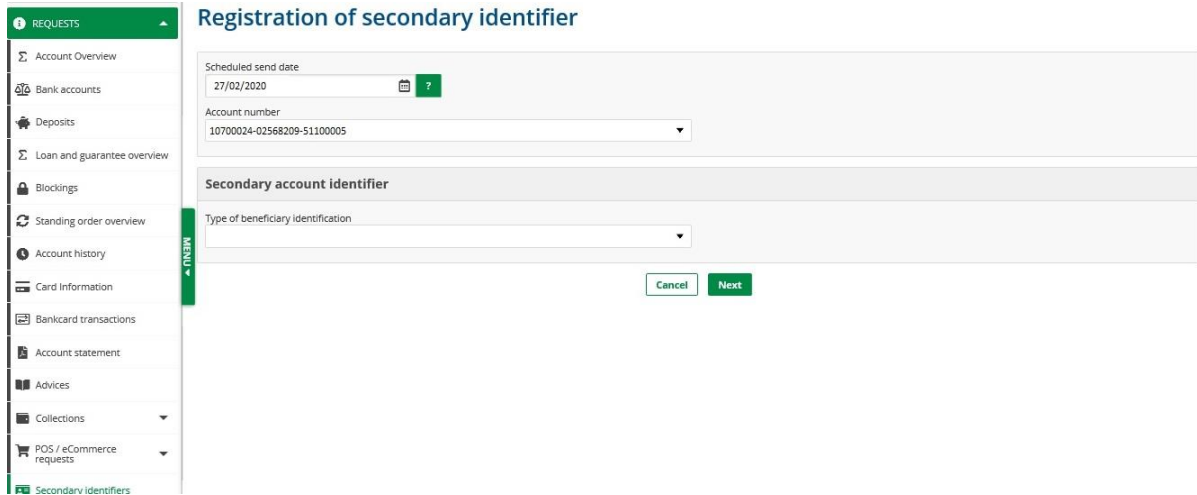
Type of Identifier	Secondary identifier	Account number	Expiry of registration
E-mail address	example@example.hu	10700024-02568209-51100005	[View] [Edit] [Delete] [Prolong]

Below the table is a 'New registration' button. A red box highlights the action icons in the 'Expiry of registration' column of the first row.

„Secondary identifiers’ menu

Registration of „secondary identifier”

By clicking on *New registration* button, customers are allowed to register a new secondary identifier.



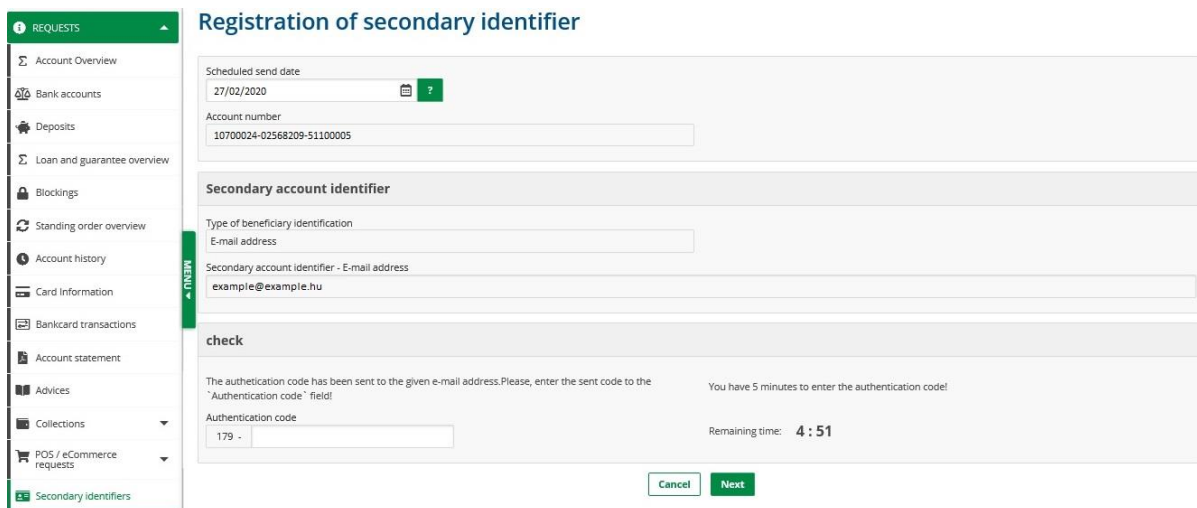
Registration of secondary identifier

The following types of secondary identifiers can be registered:

- E-mail address
- Mobile number
- Hungarian tax number

By selecting the type, a new field is displayed on the registration page in which the user has to provide the secondary identifier.

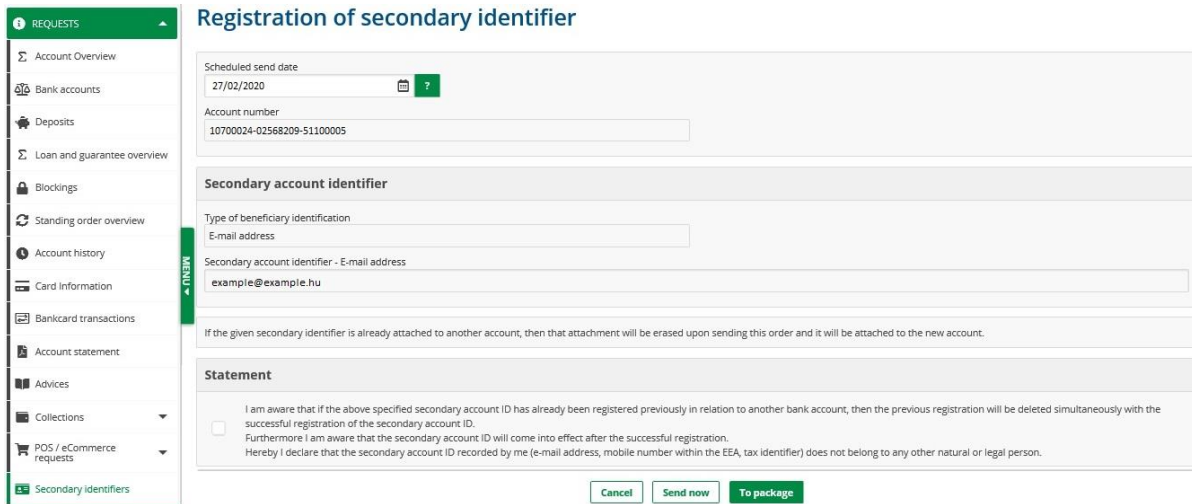
By clicking on *Next* button, the user is navigated to the second page of the registration which displays the data provided on the first page in a non-editable format, and in case of E-mail address or Mobile number was selected, a block to provide the authentication code. In case of the registration of Hungarian tax number, authentication is automatically executed based on the customer data recorded at the Bank.



Registration of secondary identifier, second page

By providing the authentication code and clicking on *Next* button, the check is executed.

Following the successful authentication, legal declaration needs to be accepted by the user, then the further process is the same as of any other transaction's (described in *Set up a new order* chapter).



Registration of secondary identifier

Scheduled send date: 27/02/2020

Account number: 10700024-02568209-51100005

Secondary account identifier

Type of beneficiary identification

E-mail address

Secondary account identifier - E-mail address: example@example.hu

If the given secondary identifier is already attached to another account, then that attachment will be erased upon sending this order and it will be attached to the new account.

Statement

I am aware that if the above specified secondary account ID has already been registered previously in relation to another bank account, then the previous registration will be deleted simultaneously with the successful registration of the secondary account ID.
Furthermore I am aware that the secondary account ID will come into effect after the successful registration.
Herety I declare that the secondary account ID recorded by me (e-mail address, mobile number within the EEA, tax identifier) does not belong to any other natural or legal person.

Cancel Send now To package

Registration of secondary identifier, third page

In case a secondary identifier to be registered has already been registered previously in relation to another bank account, then the previous registration will be deleted simultaneously with the successful new registration or modification of the secondary account identifier, and the new registration/modification will take effect.

Modification of „secondary identifier”

By selecting *Modify* in the line of the table displayed in „Secondary identifiers” menu, customer can modify already registered secondary identifier.

The page displays the data previously registered for the secondary identifier to be modified as well as the same information to be recorded for the new registration.

By clicking on *Next* button, the user will be navigated to the second page – same to the second page of registration –, where the data provided on the first page are displayed in a non-editable format, and in case of E-mail address or Mobile number was selected, a block to provide the authentication code.

Deleting „secondary identifier”

By selecting *Delete* in the line of the table displayed in „Secondary identifiers” menu, customer can delete an already registered secondary identifiers.

The page displays the data previously registered for the secondary identifier to be deleted in a non-editable format that can be sent immediately or later to delete the selected secondary identifier.


Prolong registration of „secondary identifier”

Registered secondary identifiers needs to be prolonged yearly (the validity of a secondary identifier is one year). In case the Expiry of registration is less or equal to 30 days, the expiry date is displayed with red. Each user who has the right to view the account is notified about the approaching expiry date and the fact that the secondary identifier will be automatically deleted in case of missed prolongation.

By selecting Prolong registration in the line of the table displayed in „Secondary identifiers” menu, customer can prolong the registration of secondary identifiers.

The page displays the data previously registered for the secondary identifier to be prolonged in a non-editable format that can be sent immediately or later to prolong the registration of the selected secondary identifier.

Chapter 5. “List of Service packages and functions” shall be amended as follows:

LIST OF SERVICE PACKAGES AND FUNCTIONS		
 CIB Business Online functions	Operations requiring a signature	Service packages
ORDER-TYPE FUNCTIONS AVAILABLE UNDER THE INQUIRIES SUBMENU		
„Secondary identifiers” (Viewing, modifying, deleting, prolonging the registration of „secondary identifiers”)	YES (except for viewing)	Basic service package

CIB Bank Zrt.

Date of publication (displaying): 19th March 2020